



Montrose Fire Protection District

2018 Annual Report

The mission of the Montrose Fire Protection District is to help improve the quality of life for our citizens by providing prompt, safe, and efficient response to emergencies with highly trained professional firefighters and emergency medical providers.

Fire Chief's Message



It is my pleasure to submit to the Board of Directors the Montrose Fire Protection District's Annual Report and to provide this general information on the District's financial, incident response, and other operational activities to the citizens we serve.

Call volumes continued to rise for the District with a 1% (48 incidents) increase in 2018. The District continued its Wildfire Cooperation program, providing a Type VI Engine and crew to ten different wildfires in Colorado and other states nationwide. In addition to the valuable training and experience these incidents provide to District staff, it is also a means for generating additional revenues. Approximately \$195,000 was earned in 2018 to help counter the losses in assessed valuations seen in recent years.

Voters approved the District's request to be allowed to adjust the operational mill levy by the amount necessary to re-generate revenues lost due to the Gallagher Amendment effects on the residential assessment rate. The passing of this referendum prevents future reductions in revenue and greatly enhances the District's ability to ensure our community's Fire and Emergency Medical Services needs are met as efficiently as possible.

If you have any questions or concerns regarding the District, please feel free to contact us by email at info@montrosefire.org, or by phone at (970) 249-9181. We are also active on social media, so give **MontroseFire District** a "Like" on Facebook, or follow **@MontroseFPD** on the Twitter for information on incidents, fire safety and injury prevention tips, and other District information.

Respectfully,

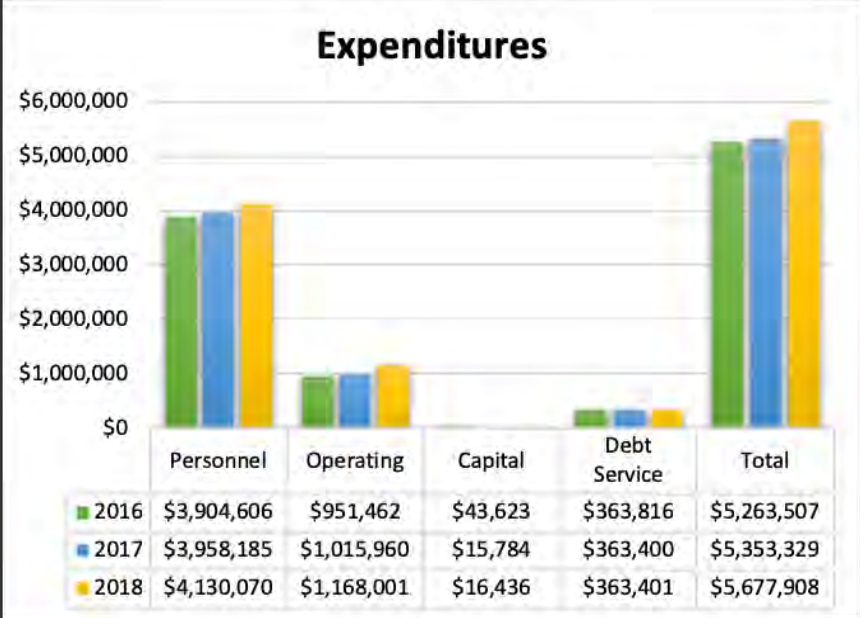
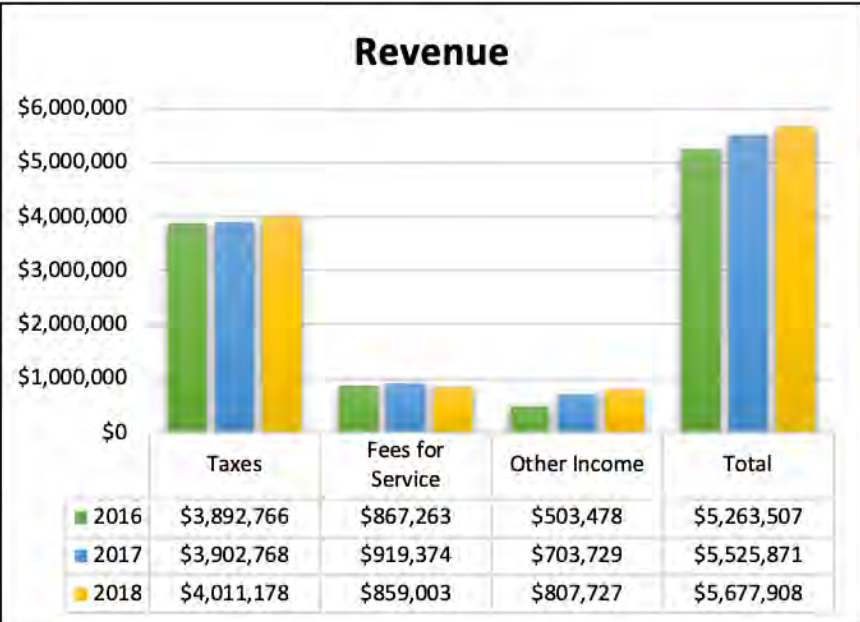
Tad J. Rowan, Fire Chief

Financial Summary

The District is governed by a 5-member Board of Directors elected by residents of the District. They are responsible for annual approval of a proposed budget and to provide oversight and direction for District services and policy. Current District Board members are:

- Peter Cassidy Jr.
- Greg Bollig
- Casey Wareham
- Lilia Falk
- Brandon Frey

In 2018, revenue from taxes increased by \$108,410. Income from *Fees for Service* was reduced by \$60,000 primarily due to a decrease in patient transports and an increase in Medicaid transports. Revenue sources and amounts for 2018 and the previous two years are shown in the chart to the right. *Tax* revenue comes from an 8.813 mil levy assessed to property and specific ownership taxes, *Fees for Service* are primarily EMS reimbursements and permit fees, and *Other Income* represents revenue from grants, federal fire cooperation, donations, interest earned, transfer from reserves, or other sources of income.



2018 Expenditures represent four basic categories of spending: Personnel, Operating, Capital, and Debt Service. Expenditures exceeded Revenue by \$46,127 leaving an ending reserve balance of \$2,318,000.

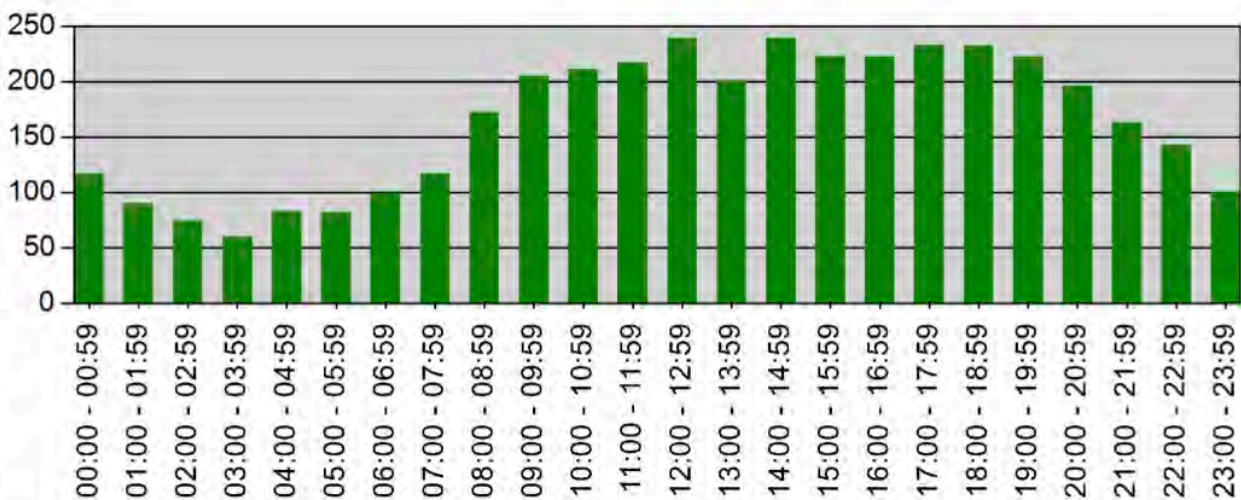
Incident Summary

In 2018 the Montrose Fire Protection District responded to 3,940 requests for service from three stations strategically located throughout our community:

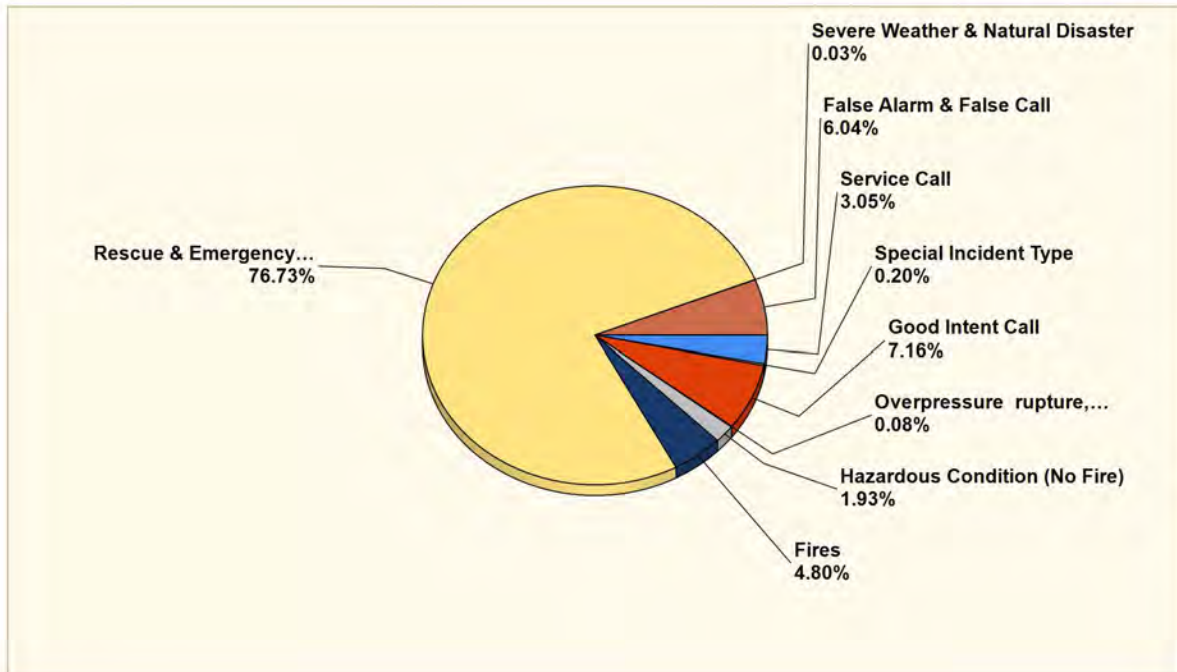
ZONE	# INCIDENTS
MFPD1 - MFPD Station 1 District	2890
MFPD2 - MFPD Station 2 District	507
MFPD3 - MFPD Station 3 District	543
TOTAL:	3940

These incidents represent an average of 10.8 calls per day. Fridays were the busiest day for incident responses, July was the District’s busiest month, and more requests for service originated between 14:00 hrs and 15:00 hrs than any other time period.

DAY OF THE WEEK	# INCIDENTS
Sunday	529
Monday	562
Tuesday	584
Wednesday	537
Thursday	584
Friday	593
Saturday	551
TOTAL	3940



Calls for service are separated into nine Major Incident Types. These nine categories are further divided into specific types of calls, which can be seen on following pages of this report.



MAJOR INCIDENT TYPE	# INCIDENTS	% of TOTAL
Fires	189	4.80%
Overpressure rupture, explosion, or overheating - no fire	3	0.08%
Rescue & Emergency Medical Service	3023	76.73%
Hazardous Condition (No Fire)	76	1.93%
Service Call	120	3.05%
Good Intent Call	282	7.16%
False Alarm & False Call	238	6.04%
Severe Weather & Natural Disaster	1	0.03%
Special Incident Type	8	0.20%
TOTAL	3940	100.00%

Specific incident types, response times, dollar loss, patient disposition and apparatus responses by station comprise the next few pages.

Montrose Fire Protection District

Montrose, CO

This report was generated on 1/7/2019 11:20:15 AM



Incident Statistics

Start Date: 01/01/2018 | End Date: 12/31/2018

INCIDENT COUNT			
INCIDENT TYPE		# INCIDENTS	
EMS		3023	
FIRE		917	
TOTAL		3940	
TOTAL TRANSPORTS (N2 and N3)			
APPARATUS	# of APPARATUS TRANSPORTS	# of PATIENT TRANSPORTS	TOTAL # of PATIENT CONTACTS
0	0	0	0
BR11	0	1	1
BR31	0	1	1
BT1	2	6	6
ENG11	7	39	39
ENG21	0	2	2
ENG31	2	3	3
MED11	1485	2034	2035
MED12	16	19	19
MED21	30	55	56
MED31	457	624	624
PRV11	0	1	1
SQ21	6	75	75
x-St1	0	1	1
TOTAL	2005	2861	2863
PRE-INCIDENT VALUE		LOSSES	
\$3,381,350.00		\$1,060,450.00	
CO CHECKS			
424 - Carbon monoxide incident		23	
736 - CO detector activation due to malfunction		14	
746 - Carbon monoxide detector activation, no CO		12	
TOTAL		49	
MUTUAL AID			
Aid Type		Total	
Aid Given		6	
Aid Received		2	
OVERLAPPING CALLS			

Only Reviewed Incidents included. CO Checks only includes Incident Types: 424, 736 and 734. # Apparatus Transports = # of incidents where apparatus transported. # Patient Transports = # of PCR with disposition "Treated, Transported by EMS". # Patient Contacts = # of PCR contacted by apparatus. This report now returns both NEMSIS 2 & 3 data as appropriate.



# OVERLAPPING		% OVERLAPPING	
1236		31.37	
LIGHTS AND SIREN - AVERAGE RESPONSE TIME (Dispatch to Arrival)			
Station	EMS	FIRE	
Station 1	0:05:30	0:06:08	
Station 2	0:07:45	0:09:02	
Station 3	0:08:05	0:09:06	
AVERAGE FOR ALL CALLS		0:06:55	
LIGHTS AND SIREN - AVERAGE TURNOUT TIME (Dispatch to Enroute)			
Station	EMS	FIRE	
Station 1	0:01:06	0:01:26	
Station 2	0:01:16	0:01:29	
Station 3	0:01:19	0:01:47	
AVERAGE FOR ALL CALLS		0:01:40	
AGENCY		AVERAGE TIME ON SCENE (MM:SS)	
Montrose Fire Protection District		24:15	

Only Reviewed Incidents included. CO Checks only includes Incident Types: 424, 736 and 734. # Apparatus Transports = # of incidents where apparatus transported. # Patient Transports = # of PCR with disposition "Treated, Transported by EMS". # Patient Contacts = # of PCR contacted by apparatus. This report now returns both NEMSIS 2 & 3 data as appropriate.



Montrose Fire Protection District

Montrose, CO

This report was generated on 1/7/2019 11:20:47 AM



Incident Type Count per Station for Date Range

Start Date: 01/01/2018 | End Date: 12/31/2018

INCIDENT TYPE	# INCIDENTS
Station: ST1 - STATION 1	
100 - Fire, other	4
111 - Building fire	8
113 - Cooking fire, confined to container	7
114 - Chimney or flue fire, confined to chimney or flue	2
118 - Trash or rubbish fire, contained	7
121 - Fire in mobile home used as fixed residence	2
130 - Mobile property (vehicle) fire, other	1
131 - Passenger vehicle fire	5
132 - Road freight or transport vehicle fire	1
136 - Self-propelled motor home or recreational vehicle	1
137 - Camper or recreational vehicle (RV) fire	2
140 - Natural vegetation fire, other	6
141 - Forest, woods or wildland fire	1
142 - Brush or brush-and-grass mixture fire	6
143 - Grass fire	8
150 - Outside rubbish fire, other	5
151 - Outside rubbish, trash or waste fire	11
152 - Garbage dump or sanitary landfill fire	1
154 - Dumpster or other outside trash receptacle fire	2
160 - Special outside fire, other	5
161 - Outside storage fire	1
162 - Outside equipment fire	1
170 - Cultivated vegetation, crop fire, other	3
173 - Cultivated trees or nursery stock fire	1
251 - Excessive heat, scorch burns with no ignition	1
311 - Medical assist, assist EMS crew	5
320 - Emergency medical service, other	37
321 - EMS call, excluding vehicle accident with injury	2096
322 - Motor vehicle accident with injuries	75
323 - Motor vehicle/pedestrian accident (MV Ped)	2

Only REVIEWED incidents included.



INCIDENT TYPE	# INCIDENTS
324 - Motor vehicle accident with no injuries.	59
331 - Lock-in (if lock out , use 511)	1
350 - Extrication, rescue, other	1
353 - Removal of victim(s) from stalled elevator	1
381 - Rescue or EMS standby	5
410 - Combustible/flammable gas/liquid condition, other	2
411 - Gasoline or other flammable liquid spill	3
412 - Gas leak (natural gas or LPG)	13
413 - Oil or other combustible liquid spill	1
424 - Carbon monoxide incident	17
440 - Electrical wiring/equipment problem, other	7
441 - Heat from short circuit (wiring), defective/worn	2
442 - Overheated motor	1
444 - Power line down	4
445 - Arcing, shorted electrical equipment	2
463 - Vehicle accident, general cleanup	2
500 - Service Call, other	8
510 - Person in distress, other	3
512 - Ring or jewelry removal	1
522 - Water or steam leak	2
531 - Smoke or odor removal	6
550 - Public service assistance, other	10
551 - Assist police or other governmental agency	15
552 - Police matter	1
553 - Public service	12
554 - Assist invalid	4
561 - Unauthorized burning	9
600 - Good intent call, other	25
611 - Dispatched & cancelled en route	89
621 - Wrong location	1
622 - No incident found on arrival at dispatch address	22
631 - Authorized controlled burning	15
632 - Prescribed fire	1
651 - Smoke scare, odor of smoke	16
652 - Steam, vapor, fog or dust thought to be smoke	1
653 - Smoke from barbecue, tar kettle	1
661 - EMS call, party transported by non-fire agency	2
671 - HazMat release investigation w/no HazMat	3

Only REVIEWED incidents included.



INCIDENT TYPE	# INCIDENTS
700 - False alarm or false call, other	73
730 - System malfunction, other	3
731 - Sprinkler activation due to malfunction	3
733 - Smoke detector activation due to malfunction	30
735 - Alarm system sounded due to malfunction	7
736 - CO detector activation due to malfunction	11
740 - Unintentional transmission of alarm, other	6
743 - Smoke detector activation, no fire - unintentional	14
744 - Detector activation, no fire - unintentional	2
745 - Alarm system activation, no fire - unintentional	11
746 - Carbon monoxide detector activation, no CO	7
814 - Lightning strike (no fire)	1
900 - Special type of incident, other	4
911 - Citizen complaint	1

Incidents for St1 - Station 1: 2848

Station: ST2 - STATION 2	
111 - Building fire	2
112 - Fires in structure other than in a building	1
114 - Chimney or flue fire, confined to chimney or flue	1
118 - Trash or rubbish fire, contained	2
122 - Fire in motor home, camper, recreational vehicle	1
131 - Passenger vehicle fire	4
138 - Off-road vehicle or heavy equipment fire	2
140 - Natural vegetation fire, other	2
141 - Forest, woods or wildland fire	5
142 - Brush or brush-and-grass mixture fire	4
143 - Grass fire	9
150 - Outside rubbish fire, other	2
151 - Outside rubbish, trash or waste fire	4
160 - Special outside fire, other	2
170 - Cultivated vegetation, crop fire, other	1
251 - Excessive heat, scorch burns with no ignition	1
300 - Rescue, EMS incident, other	2
311 - Medical assist, assist EMS crew	4
320 - Emergency medical service, other	9
321 - EMS call, excluding vehicle accident with injury	235
322 - Motor vehicle accident with injuries	8

Only REVIEWED incidents included.



INCIDENT TYPE	# INCIDENTS
323 - Motor vehicle/pedestrian accident (MV Ped)	1
324 - Motor vehicle accident with no injuries.	30
381 - Rescue or EMS standby	2
400 - Hazardous condition, other	1
411 - Gasoline or other flammable liquid spill	2
412 - Gas leak (natural gas or LPG)	2
424 - Carbon monoxide incident	5
441 - Heat from short circuit (wiring), defective/worn	1
444 - Power line down	1
463 - Vehicle accident, general cleanup	1
500 - Service Call, other	4
510 - Person in distress, other	1
531 - Smoke or odor removal	1
542 - Animal rescue	1
550 - Public service assistance, other	6
551 - Assist police or other governmental agency	4
553 - Public service	7
554 - Assist invalid	2
561 - Unauthorized burning	2
571 - Cover assignment, standby, moveup	1
600 - Good intent call, other	7
611 - Dispatched & cancelled en route	24
622 - No incident found on arrival at dispatch address	7
631 - Authorized controlled burning	9
651 - Smoke scare, odor of smoke	2
652 - Steam, vapor, fog or dust thought to be smoke	1
700 - False alarm or false call, other	20
730 - System malfunction, other	1
733 - Smoke detector activation due to malfunction	4
734 - Heat detector activation due to malfunction	2
735 - Alarm system sounded due to malfunction	7
736 - CO detector activation due to malfunction	3
740 - Unintentional transmission of alarm, other	1
743 - Smoke detector activation, no fire - unintentional	2
745 - Alarm system activation, no fire - unintentional	3
746 - Carbon monoxide detector activation, no CO	2

Only REVIEWED incidents included.



INCIDENT TYPE	# INCIDENTS
911 - Citizen complaint	1

Incidents for St2 - Station 2: 472

Station: ST3 - STATION 3	
100 - Fire, other	2
111 - Building fire	2
113 - Cooking fire, confined to container	1
114 - Chimney or flue fire, confined to chimney or flue	1
118 - Trash or rubbish fire, contained	2
122 - Fire in motor home, camper, recreational vehicle	1
123 - Fire in portable building, fixed location	1
130 - Mobile property (vehicle) fire, other	1
131 - Passenger vehicle fire	1
138 - Off-road vehicle or heavy equipment fire	1
140 - Natural vegetation fire, other	7
141 - Forest, woods or wildland fire	6
142 - Brush or brush-and-grass mixture fire	10
143 - Grass fire	4
150 - Outside rubbish fire, other	6
151 - Outside rubbish, trash or waste fire	7
154 - Dumpster or other outside trash receptacle fire	1
160 - Special outside fire, other	1
170 - Cultivated vegetation, crop fire, other	1
251 - Excessive heat, scorch burns with no ignition	1
311 - Medical assist, assist EMS crew	2
320 - Emergency medical service, other	3
321 - EMS call, excluding vehicle accident with injury	421
322 - Motor vehicle accident with injuries	10
324 - Motor vehicle accident with no injuries.	11
381 - Rescue or EMS standby	3
410 - Combustible/flammable gas/liquid condition, other	1
412 - Gas leak (natural gas or LPG)	3
424 - Carbon monoxide incident	1
440 - Electrical wiring/equipment problem, other	3
444 - Power line down	1
500 - Service Call, other	3

Only REVIEWED incidents included.



INCIDENT TYPE	# INCIDENTS
510 - Person in distress, other	2
531 - Smoke or odor removal	1
550 - Public service assistance, other	3
551 - Assist police or other governmental agency	4
552 - Police matter	1
553 - Public service	4
561 - Unauthorized burning	2
600 - Good intent call, other	9
611 - Dispatched & cancelled en route	27
621 - Wrong location	1
622 - No incident found on arrival at dispatch address	8
631 - Authorized controlled burning	5
632 - Prescribed fire	1
651 - Smoke scare, odor of smoke	2
652 - Steam, vapor, fog or dust thought to be smoke	1
653 - Smoke from barbecue, tar kettle	1
661 - EMS call, party transported by non-fire agency	1
700 - False alarm or false call, other	16
733 - Smoke detector activation due to malfunction	1
743 - Smoke detector activation, no fire - unintentional	6
746 - Carbon monoxide detector activation, no CO	3
900 - Special type of incident, other	1
911 - Citizen complaint	1

Incidents for St3 - Station 3: 620

Only REVIEWED incidents included.



Montrose Fire Protection District

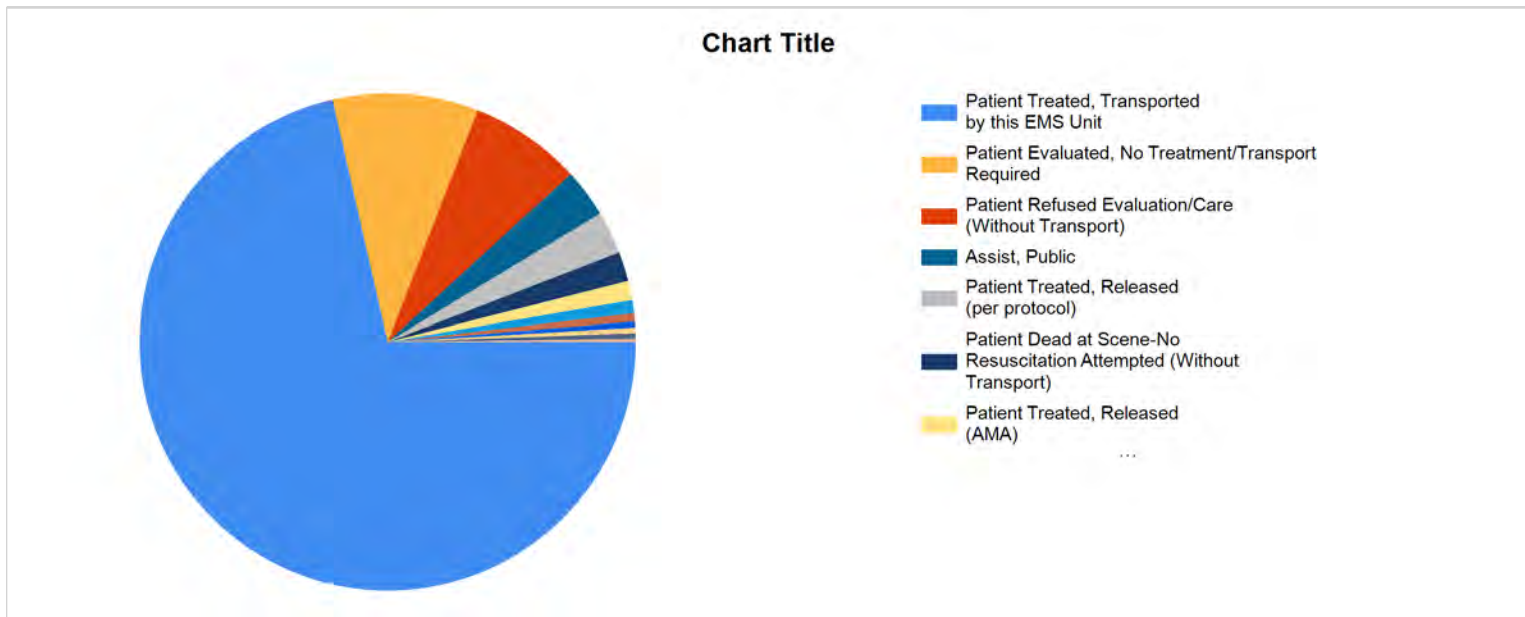
Montrose, CO

This report was generated on 1/7/2019 11:21:44 AM



Patient Count per Patient Disposition per Agency for Date Range (NEMSIS 3 Incidents Only)

Incident Status(s): All Incident Statuses | Start Date: 01/01/2018 | End Date: 12/31/2018



WHAT HAPPENED TO THIS PATIENT?	COUNT
Patient Treated, Transported by this EMS Unit	2013
Patient Evaluated, No Treatment/Transport Required	267
Patient Refused Evaluation/Care (Without Transport)	206
Assist, Public	89
Patient Treated, Released (per protocol)	78
Patient Dead at Scene-No Resuscitation Attempted (Without Transport)	54
Patient Treated, Released (AMA)	35
Patient Treated, Transferred Care to Another EMS Unit	24
Patient Treated, Transported by Private Vehicle	15
Assist, Agency	11
Patient Treated, Transported by Law Enforcement	10
Patient Dead at Scene-Resuscitation Attempted (Without Transport)	10
Assist, Unit	4
Canceled on Scene (No Patient Contact)	1
Patient Refused Evaluation/Care (With Transport)	1

Incidents counted in this report must meet these requirements: NEMSIS 3 Incident and 'PCR required for the Incident' (option in Basic Info 2) is chosen. Disposition Types only appear if the count is greater than zero.

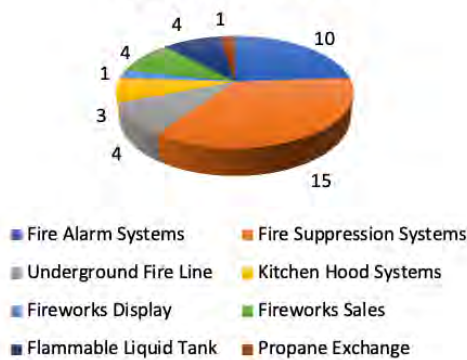


Prevention Summary



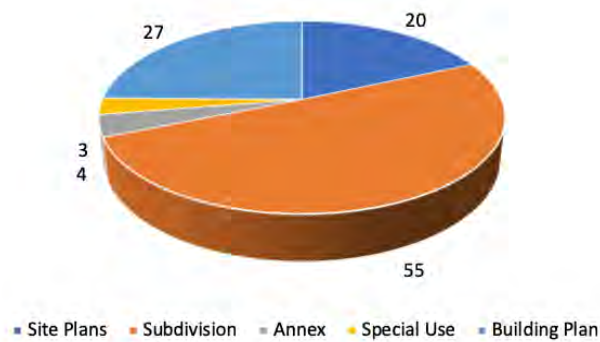
The District is committed to the belief that the most efficient way to keep our community safe from fire, injury, and illness is through prevention. This is accomplished through building inspections, plan reviews, fire code enforcement, and public education. Fire Marshal Mark Bray coordinates and oversees the prevention activities for the District.

Permits Issued



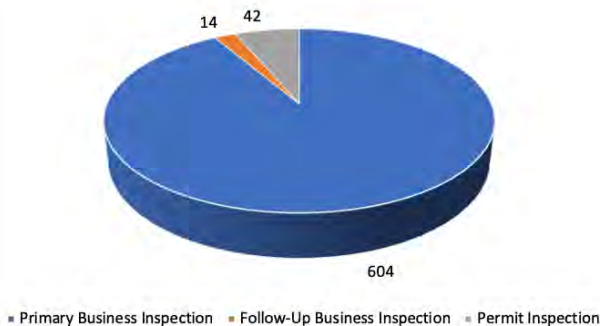
As new construction has slowed within the District, permits and plan reviews have decreased when compared to years past, however, a slight increase in permits issued and plan reviews was seen in 2018.

Plan Reviews



Physical inspections of new commercial construction are conducted for compliancy of permits issued. On-duty firefighters conduct annual fire safety inspections of commercial occupancies within the District. These inspections are intended to find general Fire Code violations and to allow firefighters to familiarize themselves with the building layout and construction in the event of a fire. As issues are identified, the property owner is made aware and requested to remedy the problem. A follow-up inspection is then conducted to check compliancy.

Inspections



While public education programs, fire prevention, and community relations activities take place throughout the year, the primary emphasis for fire prevention education occurs during Fire Prevention Week in October of each year. Firefighters use puppets and equipment tours to teach the importance of family escape plans, accessing the 911 system, and other health and safety messages. Other public education activities include:



- Station Tours
- Puppet Programs
- Juvenile Fire Setter Program
- Fire Extinguisher Classes
- Elementary School Programs
- General Adult Fire Education
- Infant and Child Car Seat Inspections
- Community Events (Public Fireworks Display, Drive-Thru Flu Clinic, Career Days, etc.)

Through these programs, approximately 340 adults and 1912 children were reached in 2018.

The District is also responsible for the determination of the cause and origin of all fires. This is performed by staff trained in fire investigation or, if needed, with consultation by investigation experts such as the Colorado Bureau of Investigations or other private, professional investigation firms. In 2018, the District conducted 13 formal investigations. Fires determined to be incendiary or suspicious are referred to the law enforcement agency having jurisdiction.

Training Summary

Battalion Chief Jon Cryer is the District Training Officer and is responsible for planning, coordinating, and tracking all the various training that occurs throughout the year. Training occurs daily, with various on-duty drills and subjects. In addition to the on-duty training, other classes are conducted to provide continuing education for the maintenance of required fire and emergency medical certifications.



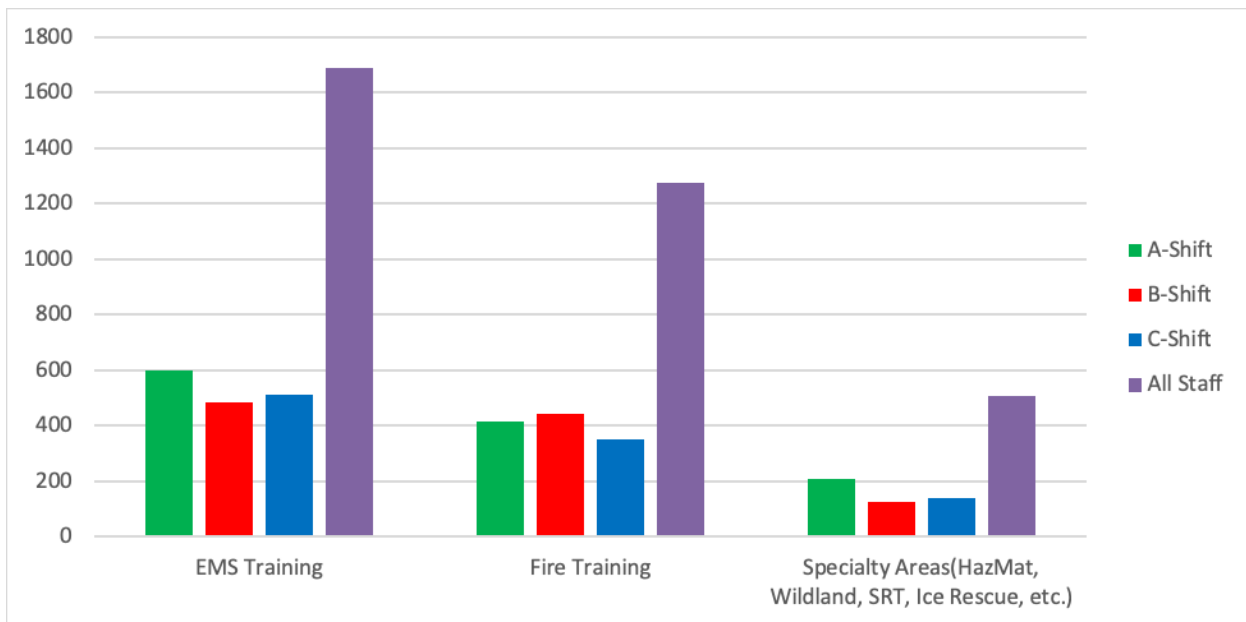
Training highlights for 2018 include:

- Advanced Cardiac Life Support – conducted in February for the District’s paramedics and EMT-Intermediates. This two-year certification is a requirement for all advanced life support providers.
- Annual Wildfire Refresher Class (RT-130) – conducted in March for all District staff. This class reviewed wildland fire behavior, suppression tactics, and the practical use of fire shelters. All personnel were required to complete the Arduous Pack Test as well.
- Pediatric Education for Prehospital Professionals (PEPP) – conducted in April and November for all District ALS staff. This is required every two years.
- Live Burn Training – conducted multiple times throughout the year.
- Data Systems and Data Entry – Due to changes in reporting and management systems, personnel were trained in the proper use, entry, and functionality of new incident reporting, staff scheduling, and training management software programs.
- Mass Casualty Incident – conducted with other surrounding agencies at the Montrose Regional Airport.

Additionally, District staff completed 3,500 man-hours of training in the following topics:

- Ventilation
- High Rise Fires
- Master Streams
- Communications
- Responsibilities of the Investigator
- Responsibilities of the Firefighter
- Specialized Fire Training
- FF Safety and Health
- Fire Ground Accountability
- Ropes and Knots
- Fire Ground Search and Rescue
- Rescue and Extrication
- Inspection Practices
- Firefighter Survival
- Leadership
- Pump Operations

- Aerial Operations
- Defensive Driving
- Annual Wildfire Refresher
- Scene Size-up and Safety
- Ice Rescue
- Swift Water
- Hazmat Operations
- Detection and Monitoring
- Rope High-angle/Low-angle
- ATV Training/Refresher
- FI-210 Fire Investigations
- S-290 Intermediate Wildfire Behavior
- SWAT Training
- Self Defense Training
- Emergency Management
- Harassment Policy
- EMS/Fire Legal
- Airway/Breathing/Cardiology
- Medical/Behavioral Emergencies
- Trauma
- Difficult Airway
- Medication Doses and Routes
- Cold Weather Emergencies
- IV Therapy
- Pediatric Education for Prehospital Providers
- Advanced Cardiac Life Support
- Advanced Medical Life Support
- Advanced Trauma
- Medical Documentation
- EMS Protocols
- Transcutaneous Pacing
- Active Shooter
- Overdose
- Mass Casualty Response
- Cyber Security



Maintenance Summary

The District operates and maintains 3 fire stations, a training/live-burn building, 18 vehicles and numerous pieces of support equipment. Battalion Chief Craig Willsie supervises and coordinates the District maintenance program with a goal to maintain a superior state of readiness while being as cost-effective as possible. That challenge is met by purchasing quality equipment and apparatus and maintaining that equipment to a high standard. Equipment and apparatus are subject to daily, weekly, and annual inspections as required. Every effort is made to comply with applicable guidelines established by the National Fire Protection Association and Occupational Safety and Health Association.



In an effort to keep costs as low as possible, the District performs the majority of maintenance and repair to facilities, equipment, and apparatus using District staff. When projects are beyond the scope and experience of in-house staff, local professional mechanics or contractors are used.

Staff Awards and Recognitions



Years of Service Recognitions

- FF/Paramedic Jessie Galvan and Reserve FF Steve Jennings were recognized for 10 years of service to the District.
- Captain Eric McCullough and FF/EMT-I Randy Friend were recognized for 15 years of service to the District.
- Captain Bill Luis and FF/EMT-I Tim Caton were recognized for 20 years of service to the District.
- FF/EMT Eluterio McClure (pictured left) was recognized for 35 years of service to the District.

Employee of the Year

The Fire Chief awards an Employee of the Year award to person(s) who perform exemplary or go beyond the call of duty.

- FF/EMT-I Ron McClister (pictured right) was awarded Employee of the Year for his quality performance in his provider duties and his exceptional efforts in monitoring and quality assuring various apparatus repairs.

